




ROW-FIX SPACE






Adjustable ridging point



Crop protection shaft(option)



8 hook elements (2x)






Highlights ROW-FIX SPACE

- Can be used from the planting/seeding season to the end of the growing period
- Due to the high frame it is possible to cultivate in crops with high foliage and/or floriculture
- Creating ridges and weed control with one machine
- Perfect ridge structure with adjustable ridging hoods
- Controlling weeds between the rows and restoring the ridge in one pass
- Adjustable tilling units, so it can be used in different crops and row distances
- All the gearboxes are provided with a shear bolt safeguard
- Standard equipped with a coupling shaft complete with a cam clutch

Options ROW-FIX SPACE

- Crop protection shaft
- Widia hooks
- 4 hook elements (smaller tilling for not affecting the crop's root system)
- Slope stabilizer, hydraulic
- Transport lighting LED

Dimensions and weights ROW-FIX SPACE

Type	 min.				 kg
Row-Fix Space 1500	65hp/48kW	1000	475	2x75cm/2x30"	900
Row-Fix Space 1800	70hp/52kW	1000	475	2x90cm/2x36"	1000
Row-Fix Space 3000	110hp/81kW	1000	475	4x75cm/4x30"	2000
Row-Fix Space 3600	122hp/88kW	1000	475	4x90cm/4x36"	2200

Illustrations, dimensions and weights may be altered without prior notice.